

FAQs:

What is my password?

Libby uses the same password you use with our catalog. If you don't know that password, your local library can help you reset it.

Do I need an internet connection?

Only to browse the catalog and to download.

How long can I borrow a title for?

When you Borrow, you can set the loan for 7, 14, or 21 days before confirming your check-out.

What happens when a title expires?

The titles will automatically return themselves, no action is needed on your part.

What if I don't finish my book?

The app will remember your place, simply check out the title again to resume reading. Your *Settings* controls how many past titles are remembered.

Can I renew a book?

Yes! If there are no holds on the title, you can renew two days before it is due. Simply tap on the cover for your details, and tap Renew Loan, then Renew!

Can I transfer to a Kindle?

If you would like to read on a Kindle device or app, you can set your Libby preference to Kindle and then send the title through your Amazon account. For more information on borrowing Kindle books please see "How To: Transfer eBooks to your Amazon Kindle"

Use these instructions for reading & listening on

- Phones & Tablets with Google Play
- Apple iPhones & iPads
- Amazon Fire Tablets

For laptops & desktop computers, visit libbyapp.com!

Borrow eBooks
and Audio Books
with

Libby, by
OverDrive



The Library reading app

<https://cwmars.overdrive.com/>



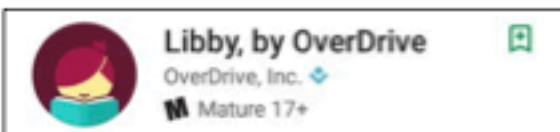
More Questions?

Contact your local C/W MARS library staff with any further questions or concerns.

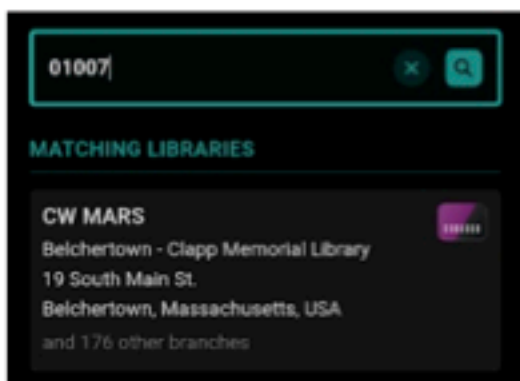


1. Install App

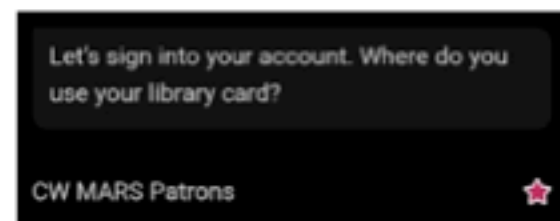
- Search for *Libby* in your app store.



- Install the free app.
- Search for your library by name or zipcode, and you should see it under **CW MARS**



- Tap **Sign in with my Card**, then **CW MARS Patrons**








- Enter your Library Card number & password, and you are good to go!

2. Explore

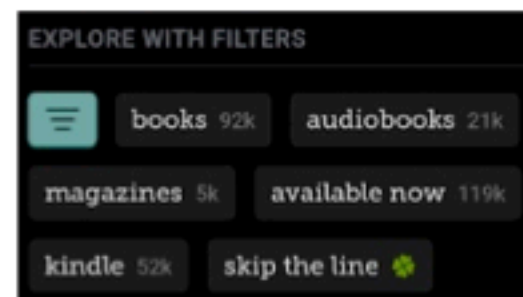
- You can explore Libby through the menu at the bottom of the app.



- Tap **Search**  to search for titles. Or Explore by format, keyword, and more!
- When you find a title you're interested in, tap **Borrow** to check it out, or **Place a Hold**. To learn more about the title, tap the cover to learn more!
- To read your title, tap **Open Book/Audiobook**
- Tap **Library**  to open the library collection you were most recently browsing.
- Tap **Menu**  to customize your settings, add another library card, get help, and more.
- Tap **Shelf**  to see your loans, holds, magazines, and tags for all your libraries. Tap to open and enjoy!
- Tap **Timeline**  to see your borrowing history.

3. Tips & Tricks

- All Libby ebooks and audiobooks can be found through our main catalog! So if you're searching for a title there keep an eye out for "ebook" and "e-audio"!
- **Explore with Filters** lets you refine every search you make, as well as set default search and display settings!



- Not sure when a book is due? Want to return it? Tap **Manage Loan**!
- Did you know your CWMARS Library card can be used at Library networks throughout MA? Tap **Add A Library**, Search, and add! To sign in tap "CW MARS Patrons" from the Partner Libraries list, then sign in with your card normally. All your titles will appear in the same place, and you can switch between Library Collections.
- Use the Download Settings to control when your loans are downloaded—including automatically when you're on WiFi.